

LEE & PLUMPTON
SATELLITE & SATELLITE GOLD
PRODUCT GUIDE



For further information on any of the products featured within this brochure or other Lee & Plumpton ranges within our portfolio of Office Furniture Solutions, please contact your dealer or alternatively contact us directly at Lee & Plumpton Ltd.

Your local dealer is:



Lee & Plumpton Ltd

Bunns Bank Attleborough Norfolk NR17 1QD

tel: 01953 453830 fax: 01953 456349

e-mail: sales@leeandplumpton.co.uk web: www.leeandplumpton.co.uk

E & O.E

All prices are exclusive of VAT.

Due to photography and reproduction processes, appearances and finishes may vary from those shown. Photographs featured within this price guide are for visual purposes only.

Due to our ongoing development initiatives, Lee & Plumpton Ltd reserve the right to change, modify or delete products and amend pricing (at anytime without prior warning).

Version 2 July 2006



MANUFACTURERS OF QUALITY OFFICE FURNITURE



The Satellite GOLD range is another quality office furniture range offered by Lee & Plumptre. You do not need to take our word for it, consider the view of the world's leading furniture accreditation body, FIRA.

Many of the products within the Satellite GOLD range have achieved the prestigious FIRA Gold award*, passing FIRA's stringent testing and examination procedures covering key factors such as structural strength, performance of surfaces, ergonomics, design and craftsmanship to ensure that each product meets the very high FIRA, British and International Standards.

FIRA GOLD the accolade for furniture excellence



We are so confident that our products are designed and manufactured to the highest quality standards that every item we produce is guaranteed for a period of 6 years.



* Details on all FIRA testing and examination procedures can be supplied upon request.



Lee & Plumpton is an established family run British office furniture manufacturer. Our aim is to provide quality, value for money, reliability and service based around trading upon our core values.

Affordable pricing, industry leading short delivery times and impeccable quality and service are considered as key factors to our success at Lee & Plumpton. With a flexible attitude we have become renowned in the industry as the first choice in quality office furniture.

With over 30 years experience we are aware that there is not one single answer to the requirements of today's working environment. With this in mind we offer several distinctive but very versatile office furniture ranges, which are all flexible and especially tailored to meet the demands of the modern office.



Head Office based in Norfolk



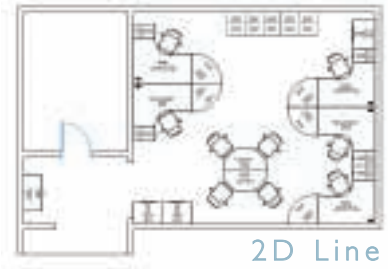
Aerial view of Head Office & Factory in Norfolk



Additional Services

CAD SERVICE

Our experienced CAD team specialise in product design and office space planning. Listening to your needs and interpreting these into the workplace, our CAD team will work with you to help visualise the final product or room layout.



Using the latest Computer Aided Design technology our highly skilled team can create functional, efficient and comfortable office interiors.



Whether working to a specific brief or creating a complete workplace from scratch, we can provide as much or as little input as you require. Throughout the design process we can produce 2D & 3D line drawings of product images and office layouts.

BESPOKE SERVICE

Although we strive to provide you with many office furniture designs and options you may need an individual solution to achieve that perfect result.

This could be anything from a unique size, shape or design.

This service is possible with our skilled designated Bespoke Department who are able to customise products to meet your specific requirements.



The CAD and Bespoke services are available as standard via our dealership network.

ADDITIONAL SERVICES



RANGE SPECIFICATION

Satellite is just one of the ranges within our portfolio of office furniture solutions. A stylish, durable and affordable range, Satellite is designed to meet the demands of today's working environment.

All products consist of 25mm tops made from Grade E1 melamine faced high density particle board.




FINISH OPTIONS

All products within the Satellite and Satellite GOLD range are available in a choice of Beech, Light Oak or Maple finishes with complimenting Grey metalwork in the Satellite range, and Silver within the Satellite GOLD range.

All finishes are heat, stain and scratch resistant when used for their intended purpose. The textured epoxy paint used for the metal finishes provides scratch resistant properties and the metal frames are pre-treated to prevent corrosion.

Finish Options



Metal Finishes



SATELLITE

Range specification






Items pictured:
 Light Oak 1600 Panel End Crescent Workstations 91060 (RH) 91089 (LH),
 Desk High 600 Deep Pedestals 91058 (3 Drawer), 25mm top 3 shelf Bookcase 41025 and Saturn* Filing Cabinets 41159 (3 Drawer) 41161 (4 Drawer).


The crescent workstation offers maximum flexibility within a cluster group as shown above, and is also perfect for individual use.

Create additional working & storage space by adding a complimenting Desk High Pedestal.

Available with 3 or 4 drawers, 600mm or 800mm depth, all with skirting clearance allowing placement with all of our workstations.



Item pictured: Light Oak Desk High 800 Deep Pedestal 91014 (3 Drawer).



Item pictured:
 Light Oak Underdesk 600 Deep Pedestal 91007 (4 Drawer).

The 600mm depth Pedestal can also be converted to an under desk pedestal by removing the height adjustable feet.

* Please refer to our Saturn brochure for full details on the Filing Cabinets and Bookcases shown in the main picture above and to view our full Saturn product range.



SATELLITE



The concept of meetings has expanded rapidly with brain storming and cross departmental networking becoming key in all businesses.

Meeting areas have become a vital tool to employees of all levels, encouraging team work and group discussions.

We have addressed these ongoing changes by providing a variety of meeting point options that can simply be added to desk ends to create additional spaces for interaction and spontaneous adhoc meetings.



Items pictured:
Beech 1600 Cantilever End Crescent Workstations 91003 (LH) 91022 (RH),
Desk High 800 Deep Pedestals 91028, 25mm Top 1200 Arc Meeting Points 41496
and Saturn Credenza Storage Unit 41207, 41172 and 41155.



The crescent workstation is available with either a cantilever end frame or a panel end option.

The stylish ergonomic scoop shape of the crescent gives maximum flexibility and workspace while adding a touch of flair to the look and feel of the workstation.



SATELLITE





Items pictured:

Beech 1600 Rectangular Workstations Panel 91032 and 1600 Cantilever End 91088, Desk High 91028 (3 Drawer), Mobile 91012 (3 Drawer) 91063 (2 Drawer) and Fixed Pedestals 91047 (3 Drawer) 91031 (2 Drawer), 25mm top 1800 41042 and Desk High 41046 Tambour Storage Units.

Standard Feature



All Pedestals have central locking and come complete with two keys including one flexible key fob.



SATELLITE





Rectangular Workstations can be used in different configurations to provide space saving solutions. Re-configuration is effortless enabling you to adapt easily to changes in your business.

The Rectangular Workstation is available in a variety of sizes, with metal cantilever or panel end options.

Cantilever



Panel End

Pedestals are offered in a range of sizes, for desk height or under desk applications, with static, mobile or fixed options and 2, 3 and 4 drawer variations.

All are suitable for use with the Crescent, Wave and Rectangular Workstations.

Standard Feature



A popular choice, the silver finish bow handle is fitted on all Pedestals and Storage Cupboards offering a modern feel.

Rectangular Workstation



SATELLITE





Items pictured:
 Light Oak 1600 Wave Panel End Workstations 91056 (LH) 91074 (RH),
 Under Desk 600 Deep Pedestal 91058 (3 Drawer) 91007 (4 Drawer), 90° 25mm top Radial Bookcase 41023,
 25mm top Bookcase 41027 (1 shelf) 41045 (2 shelf) and Filing Cabinet 41074 (3 Drawer).

The Wave Workstation provides a warm and comfortable office atmosphere, with the modern curve design aiding harmony and improved efficiency.



The flexible shape of the Wave Workstation allows it to be used individually or in a cluster; an invaluable solution when space is minimal.



SATELLITE



Standard Feature



Light Oak Finish shown

All Wave and Crescent Workstations incorporate a cable port enabling wires to be tidied away neatly and discretely, each embossed with the Lee & Plumpton logo which is synonymous with quality.



The Crescent, Wave and Rectangular Workstations all compliment each other in a variety of configurations and within the same office environment, providing even more choice and scope when planning the best look to suit your office.



Items pictured:
Maple 1600 Crescent Workstations Panel End 91114 (LH) 91128 (RH),
Desk High 600 Deep Pedestals 91111 (3 Drawer), Desk High Cupboards 41010,
1600 Wave Workstations Cantilever End Frame 91100 (LH) 91138 (RH),
1600 Rectangular Workstation Cantilever End 91129 and Fixed Pedestal 91120 (3 Drawer).



SATELLITE





Items pictured:
Maple Satellite Gold 1600 Crescent Workstations Cantilever End Frame (RH) 91162 (LH) 91159,
Desk High 600 Deep Pedestals 91144 (3 Drawer), 25mm top Desk High Cupboards 41010 and 25mm top 2 shelf Bookcase 41005.

The Satellite **GOLD** range offers all the product variety available within the Satellite range, incorporating additional technical modifications to enable the range to achieve stringent FIRA GOLD standards.



SATELLITE GOLD





All Rectangular, Crescent and Wave Workstations within the Satellite GOLD range have silver metalwork as standard.



Rectangular Workstations within the Satellite GOLD range contain a cable port positioned centrally in each top.



SATELLITE GOLD



Satellite GOLD



Items pictured:
Maple 25mm top Bookcases 41006 (3 shelf), 41005 (2 shelf), 41004 (1 shelf),
and 25mm top Cupboards 1800mm 41003, 1000mm 41002 and Desk High 41010.

Bookcases provide space saving storage solutions where room is limited.



Items pictured:
Beech 25mm top 1800mm Tambour 41042
and 18mm Shelves 41044.

The side opening door of the Tambour Unit offers maximum space saving, where space is at a premium.

Cupboards also offer storage where space is less restricted, in a choice of 1800mm, 1000mm or desk high variations.



Items pictured:
Beech 25mm top 1800mm Cupboard 41024,
Sliding Frame 41148 and Shelves 41026.



SATELLITE




The paperless office environment is still a long way off, even with improved telecommunications and data access through the electronic networks that are often used today.



Item pictured: Beech 25mm top 1800mm 41042 and Desk High 41046 Tambour Storage Units.

The need to collate, store, file, retrieve and archive is a constant challenge with most office furniture, which is why we offer various solutions for all of these tasks.

All storage offers functionality, flexibility and space efficient solutions to these daily problems.



Item pictured: Beech 25mm top Side Filer 41081

Pedestals can be used for Workstation based storage solutions where frequent filing and retrieval is required.



Item pictured: Beech 25mm top Desk High Cupboard 41028 and Desk High Shelf 41064.



SATELLITE



Rectangular



Cantilever or Panel End

L x D x H

1800, 1600, 1400, 1200, 1000 or 800 x 800 x 725mm
or 800 x 600 x 725mm

Please note: There is a central cable port within the Satellite Gold Workstation only.

Wave



Cantilever or Panel End

Left or Right Hand

L x D x H

1600, 1400 or 1200 x 800 x 725mm

Crescent



Cantilever or Panel End

Left or Right Hand

L x D x H

1800 or 1600 x 1200 x 800 x 600 x 725mm

Fixed Pedestal



2 or 3 Drawer

L x D x H

400 x 600 x 452mm

Please note: Fixed Pedestals are not available within the Satellite GOLD range. The standard Satellite Fixed Pedestal can only be attached to the Crescent Workstation within the Satellite GOLD range.

Desk High/Underdesk Pedestal



600 or 800 Deep

3 or 4 Drawer

L x D x H

400 x 600 x 725mm

400 x 800 x 725mm

Please note: Converts to Underdesk Pedestal by removing feet.

Mobile Pedestal



2 or 3 Drawer

L x D x H

400 x 600 x 535mm



Filing Cabinets



Desk High, 2, 3 or 4 Drawer

L x D x H

491 x 600 x 725mm (Desk High 2 Drawer)*

487 x 616 x 701mm (2 Drawer)

487 x 616 x 1005mm (3 Drawer)

487 x 616 x 1309mm (4 Drawer)

* Not shown.

Bookcases



Desk High, 90° Radial, 1, 2 or 3 Shelf

L x D x H

800 x 400 x 725mm (Desk High 1 shelf)

777 x 304 x 871mm (1 shelf)

777 x 304 x 1264mm (2 shelf)

777 x 304 x 1657mm (3 shelf)

800 x 800 x 725mm (Desk High 90°Radial)

Side Filer



Desk High

L x D x H

800 x 600 x 725mm

Tambour Units



Desk High or 1800

L x D x H

800 x 600 x 725mm

952 x 531 x 1849mm

Cupboards



Desk High, 1000 or 1800

L x D x H

800 x 600 x 725mm

952 x 531 x 1008mm

952 x 531 x 1849mm

